

TallahasseeVoices

The Miers Nomination

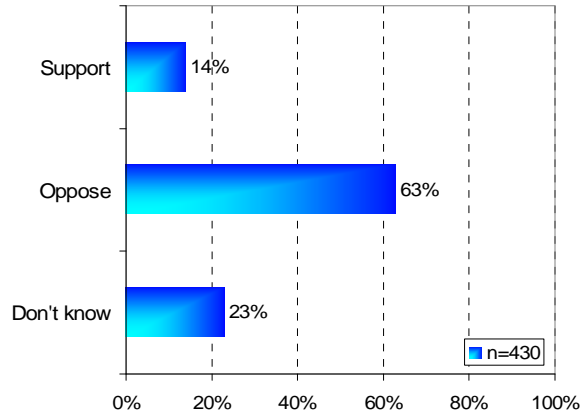
10-27-2005

TallahasseeVoices
The Harriet Miers Nomination Survey¹

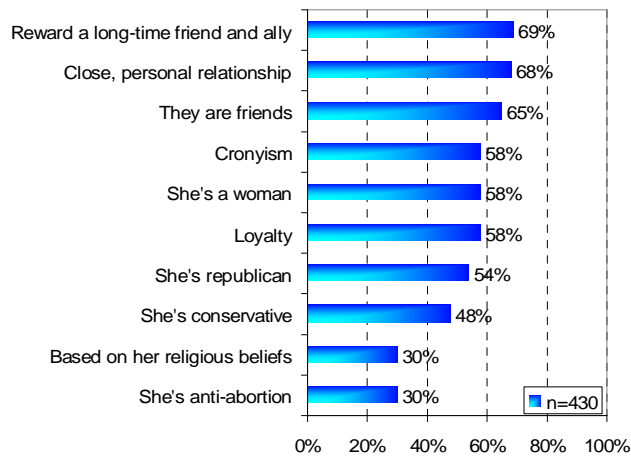
- Almost two-thirds of Leon County residents (63%) opposed the Harriet Miers nomination to the Supreme Court, while less than half of residents (43%) opposed John Roberts' nomination to the Supreme Court.
- Of those who supported Roberts' nomination, 32% supported the nomination of Harriet Miers, while 45% were opposed.
- Most residents (69%) feel President Bush nominated Harriet Miers to reward her as a long-time friend and ally.
- Other top reasons selected for Miers' nomination relate to President Bush's and Harriet Miers' friendship.
- 58% of residents feel she was nominated because she is a woman.
- Over half of residents (55%) believed Miers would have received a "fair" Senate hearing.
- There was no consensus among residents on how well Miers would have performed in the Senate hearings.

¹ TallahasseeVoices is a pro-bono Internet survey panel sponsored by Kerr & Downs Research and *The Tallahassee Democrat*. There were 430 responses to the survey sent out October 26, 2005. The panel is representative of individuals with internet access and survey results are weighted to reflect the demographics of Leon County.

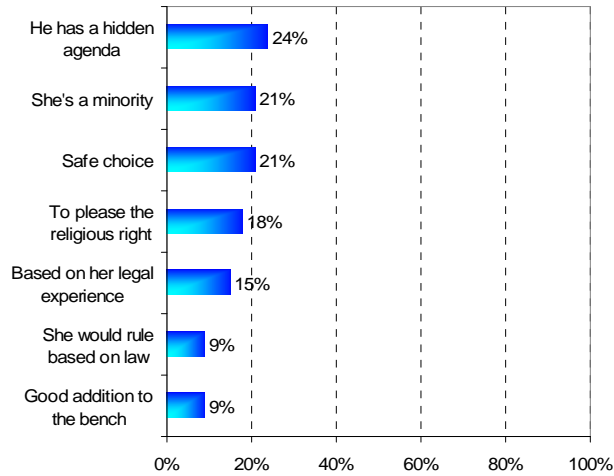
Do you support or oppose President Bush's decision to nominate Harriet Miers to the Supreme Court?



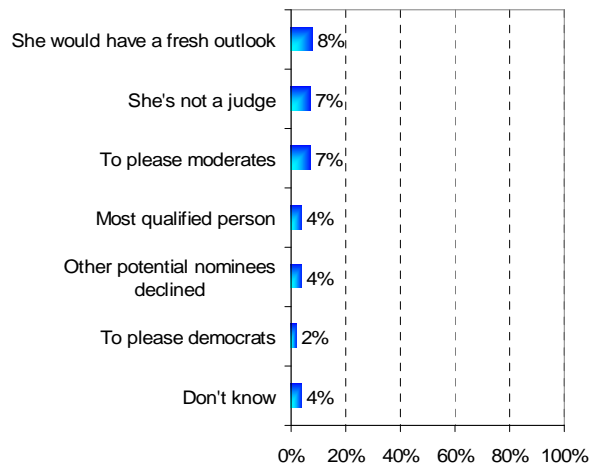
President Bush nominated Harriet Miers because:



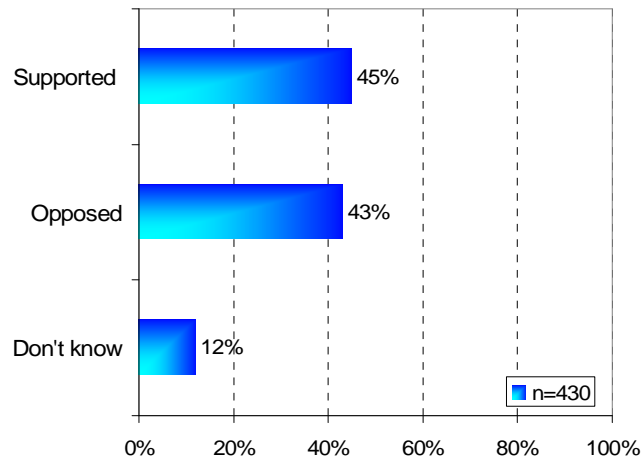
President Bush nominated Harriet Miers because:



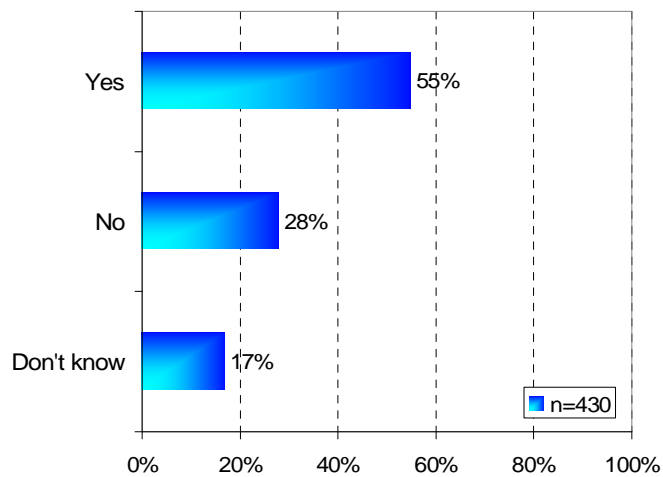
President Bush nominated Harriet Miers because:



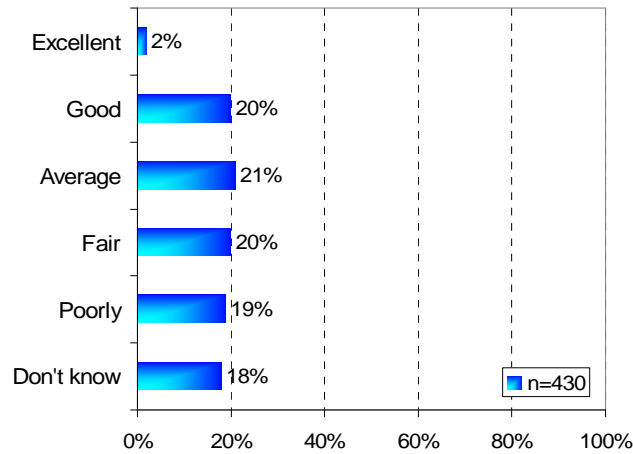
Did you support or oppose John Roberts' nomination to the Supreme Court?



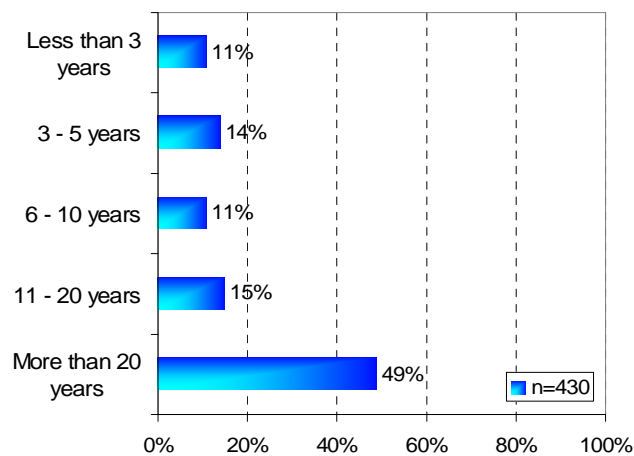
Do you believe Harriet Miers will receive a "fair" Senate hearing?



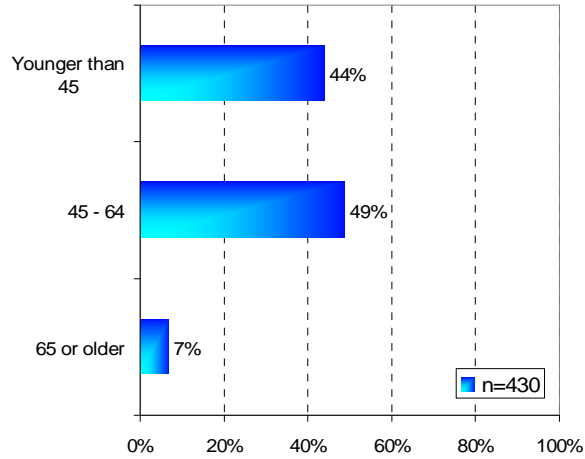
How do you believe Harriet Miers will perform in the Senate hearings?



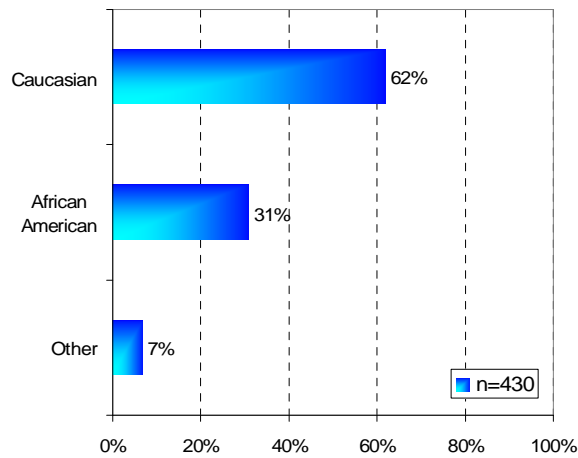
Panel Demographics Years in Leon County



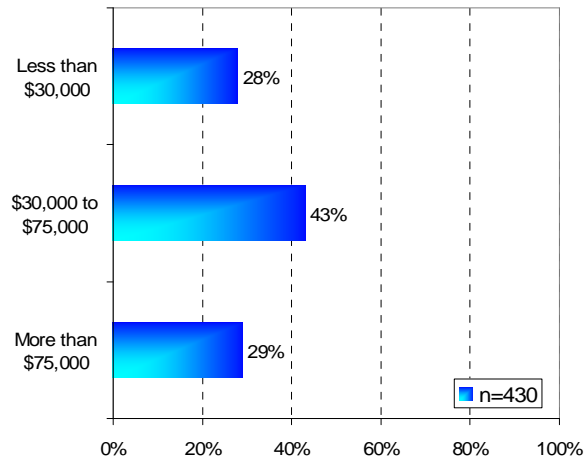
Panel Demographics Respondent Age



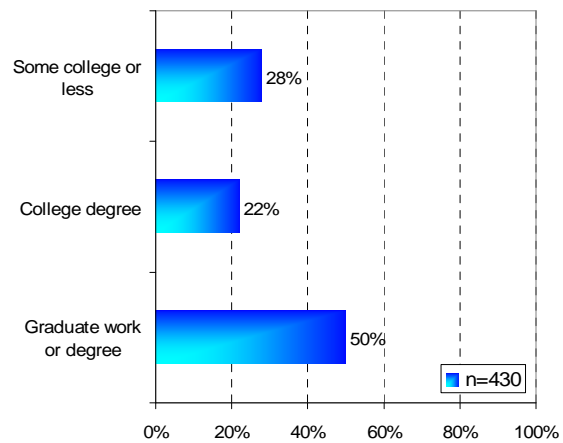
Panel Demographics Race/Ethnicity



Panel Demographics Household Income



Panel Demographics Highest Education



Panel Demographics

Gender

